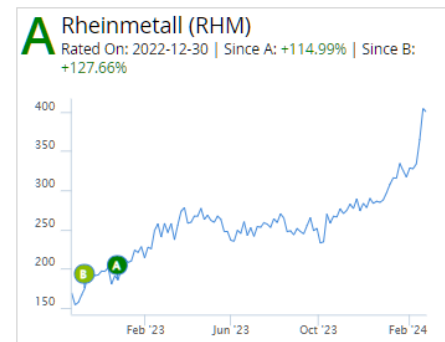
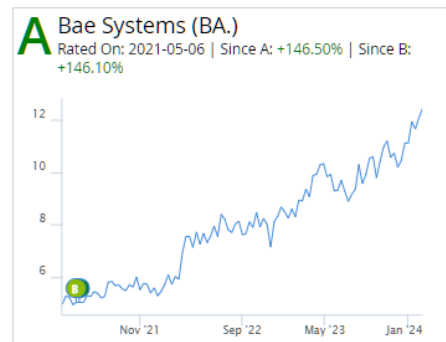
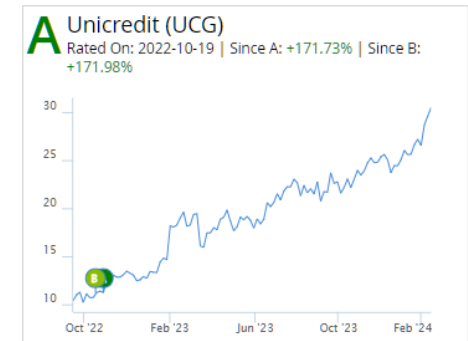
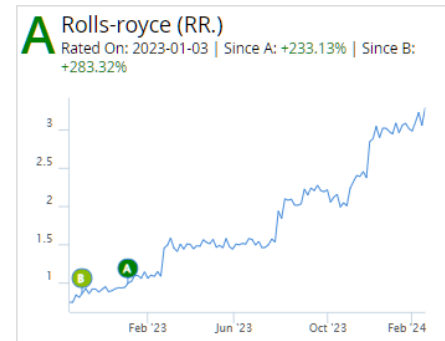
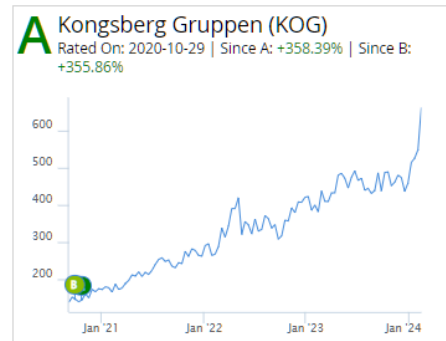




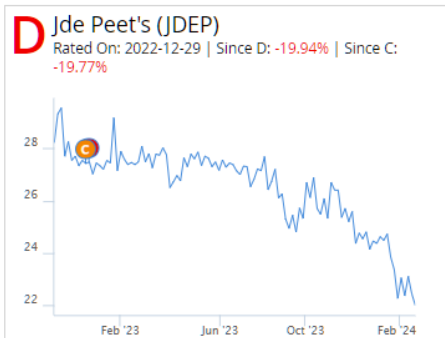
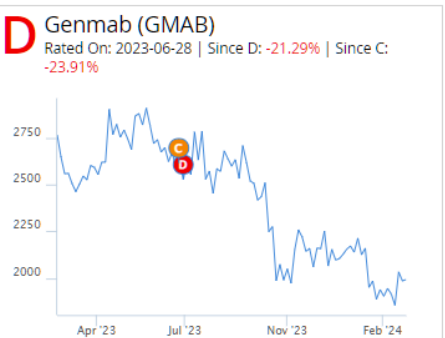
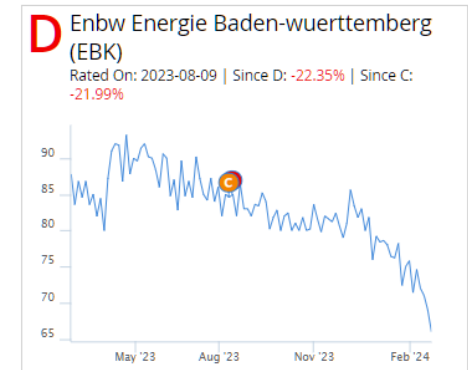
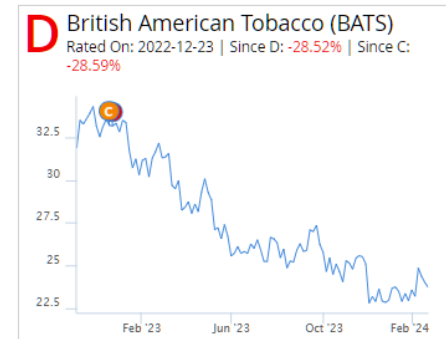
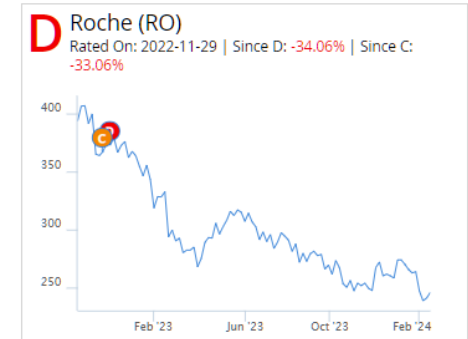
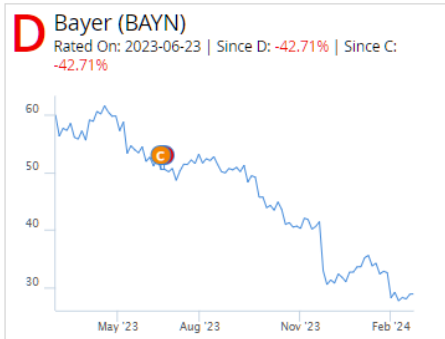
## **Trendrating Intelligence**

EU Market – Winners & Losers

**Trendrating enables capturing some of the best performers:**



**Trendrating helps to avoid some of the worst performers:**



**Best Performers:**

Ticker	Name	Market Cap	Market	Sector	Price	Rating	Since Rated
NOVO B	Novo Nordisk	537.37B	DK	Health Care	DKK 830.80	A	440.35%
KOG	Kongsberg Gruppen	11.09B	NO	Industrials	NOK 661.00	A	358.39%
RR.	Rolls-royce	35.05B	GB	Industrials	GBP 3.29	A	233.13%
UCG	Unicredit	55.25B	IT	Financials	EUR 30.45	A	171.73%
BESI	Be Semiconductor Industries Nv Besi	12.94B	NL	Information Technology	EUR 155.65	A	149.91%
BA.	Bae Systems	47.56B	GB	Industrials	GBP 12.41	A	146.50%
RHM	Rheinmetall	18.78B	DE	Industrials	EUR 400.00	A	114.99%
PNDORA	Pandora	13.47B	DK	Consumer Discretionary	DKK 1.13K	A	104.95%
LDO	Leonardo	11.85B	IT	Industrials	EUR 19.03	A	83.95%
III	3i	30.03B	GB	Financials	GBP 24.41	A	81.48%
ASM	Asm International	28.57B	NL	Information Technology	EUR 542.20	A	76.41%
BBVA	Banco Bilbao Vizcaya Argentaria	58.71B	ES	Financials	EUR 9.29	A	71.76%

**Worst Performers:**

Ticker	Name	Market Cap	Market	Sector	Price	Rating	Since Rated
BAYN	Bayer	30.75B	DE	Health Care	EUR 28.93	D	-42.71%
VOD	Vodafone	22.57B	GB	Communication Services	GBP 0.66	D	-40.13%
NESTE	Neste	22.86B	FI	Energy	EUR 27.50	D	-38.75%
RO	Roche	222.76B	CH	Health Care	CHF 245.80	D	-34.06%
AAL	Anglo American	29.04B	GB	Materials	GBP 17.18	D	-33.96%
NOKIA	Nokia	19.43B	FI	Information Technology	EUR 3.25	D	-33.36%
BATS	British American Tobacco	67.00B	GB	Consumer Staples	GBP 23.70	D	-28.52%
EBK	Enbw Energie Baden-wuerttemberg	19.34B	DE	Utilities	EUR 66.00	D	-22.35%
GMAB	Genmab	18.89B	DK	Health Care	DKK 1.99K	D	-21.29%
JDEP	Jde Peet's	11.57B	NL	Consumer Staples	EUR 22.00	D	-19.94%
DGE	Diageo	84.39B	GB	Consumer Staples	GBP 29.89	D	-18.31%
VOW	Volkswagen	74.18B	DE	Consumer Discretionary	EUR 136.75	D	-14.07%

*The full list of stocks is available in Trendrating.*

Contact us at [discover@trendrating.net](mailto:discover@trendrating.net)



### ***About Trendrating:***

Trendrating is the leader in **trend capture** models, analytics and technology, serving 200+ institutions worldwide and premier partners including Bloomberg and Euronext. Trendrating provides an innovative, well proven set on analytics to assess and rate the quality of price trends. **The ability to capture trends, profiting from bull markets and avoiding bear phases is the key to outperform on a consistent basis.** Trendrating makes possible to quickly analyze trends using a rating system where **A** and **B** identify bull trends and **C** and **D** point to bear trends. This rating approach captures in a systematic and unbiased way medium term price trends that can impact yearly portfolio returns. The rating of trends is additional market intelligence designed to enrich the investment decision process and maximize returns while improving risk control. Trendrating offers a well validated rating methodology to measure trends (**A, B, C, D**) easy to integrate into most strategies and models. With Trendrating you can evaluate the direction and the quality of medium to long-term price trends for stocks, ETFs, indices, sectors and countries.

Disclaimer: The evaluations, rankings and information provided by Trendrating (the "Services") are provided solely for the use of finance professionals (the "Users") who have been issued a license to use the Services by Trendrating and who, by nature of their status as investment professions understand, or are expected to understand, the complexity of finance products, the functioning of the markets and the risks inherent in them. The Services are not offered for use by persons not employed or actively working as professionals in the finance and investment industry. The Services are to be used entirely at the risk of the Users. Included in the Services are forward-looking statements that are based on observations, assumptions and calculations that reflect Trendrating's expectations. Forward-looking statements are subject to numerous risks and uncertainties that could cause actual results to materially differ from those expectations. The Services are not intended to constitute a recommendation of any specific security or financial product and are to be implemented solely in conjunction with or as part of a complete investment evaluation conducted by the Users. Under no circumstances shall Trendrating, its officers, directors, employees or agents be liable for any damages, lost profits or investment losses that result in any way from use of the Services or any interruptions, errors or delays in the Services.